

**Modular Cooking Range Line
 thermaline 80 - 7 lt Well Freestanding
 Electric Deep Fat Fryer, 1 Side,
 Backsplash, H=700**

ITEM # _____
 MODEL # _____
 NAME # _____
 SIS # _____
 AIA # _____



588210 (MAFAEBDDAO)

7lt electric Deep Fat Fryer,
 one-side operated with
 backsplash

Short Form Specification

Item No. _____

Unit constructed according to DIN 18860_2 with 20 mm drop nose top and 70 mm recessed plinth. Internal frame for heavy duty sturdiness in stainless steel. 2 mm top in 1.4301 (AISI 304). Flat surface construction, easily cleanable. THERMODUL connection system enables seamless worktop when units are connected and avoids soil penetrating. Appliance designed to deep fry meat, fish and vegetables (french fries). Deep drawn V-shaped well with external heating elements to facilitate cleaning operations. Indirect oil heating system and uniform heat distribution for extended oil life. Electronic sensor for precise oil temperature control. Reduced power setting to melt solid fat. Oil can be easily drained via a ball-valve. All-round basin raised edges to protect against soil infiltration. Large overflow stamped area around the well. Overheat protection switches off the supply in case of overheating. Standby function saves energy and quickly recovers maximum power. Metal knobs with embedded hygienic silicon "soft" grip enable easier handling and cleaning. IPX5 water resistant certification.
 Configuration: Freestanding, one-side operated with backsplash.

Main Features

- All major components may be easily accessed from the front.
- THERMODUL connection system creates a seamless work top when units are connected to each other thus avoiding soil penetrating vital components and facilitating the removal of units in case of replacement or service.
- Metal knobs with embedded hygienic "soft-touch" grip for easier handling and cleaning. The special design of the controls prevents infiltration of liquids or soil into vital components.
- Overheat protection: the temperature sensor switches off the supply in case of overheating.
- Large visible digital display manufactured in tempered glass to resist heat and chemicals, showing temperatures or power settings. The display also shows on/off status of the appliance and on/off status of the heating elements.
- Raised edge all around the well to protect from infiltration of dirt from worktop.
- Deep drawn V-Shaped well.
- Large overflow stamped area, located around the well.
- External heating elements allow to easily clean the well.
- Indirect oil heating system and uniform heat distribution to guarantee extended oil life.
- Reduced power setting to melt solid fat.
- Oil level mark for MAX/MIN filling.
- Designed for deep fat frying of meat, fish, specialities and vegetable (french fries, chips).
- Oil can be drained off via a ball-valve with a lock to prevent unintentional opening. When opened, the ball valve provides a full cross-section opening to easily clean the drainage system.
- Electronic sensor for precise oil temperature control.

Construction

- 2 mm top in 1.4301 (AISI 304).
- Unit constructed according to DIN 18860_2 with 20 mm drop nose top and 70 mm recessed plinth.
- Flat surface construction with minimal hidden areas to easily clean all surfaces
- IPX5 water resistance certification.
- Internal frame for heavy duty sturdiness in stainless steel.

Sustainability

- Standby function for energy saving and fast

APPROVAL: _____

recovery of maximum power.

Included Accessories

- 1 of Filter for 2x5 and 7lt deep fat fryer oil collection basin PNC 913154

Optional Accessories

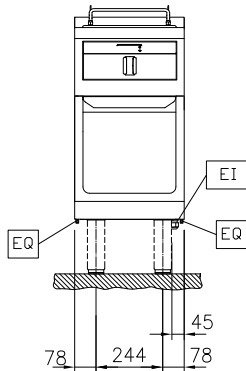
- | | | | | | |
|---|------------|--------------------------|---|------------|--------------------------|
| • Connecting rail kit for appliances with backsplash, 800mm | PNC 912497 | <input type="checkbox"/> | • Filter W=400mm | PNC 913663 | <input type="checkbox"/> |
| • Portioning shelf, 400mm width | PNC 912522 | <input type="checkbox"/> | • Stainless steel dividing panel, 800x700mm, (it should only be used between Electrolux Professional thermaline Modular 80 and thermaline C80) | PNC 913668 | <input type="checkbox"/> |
| • Portioning shelf, 400mm width | PNC 912552 | <input type="checkbox"/> | • Stainless steel side panel, 800x700mm, flush-fitting (it should only be used against the wall, against a niche and in between Electrolux Professional thermaline and ProThermetic appliances and external appliances - provided that these have at least the same dimensions) | PNC 913684 | <input type="checkbox"/> |
| • Folding shelf, 300x800mm | PNC 912577 | <input type="checkbox"/> | | | |
| • Folding shelf, 400x800mm | PNC 912578 | <input type="checkbox"/> | | | |
| • Fixed side shelf, 200x800mm | PNC 912583 | <input type="checkbox"/> | | | |
| • Fixed side shelf, 300x800mm | PNC 912584 | <input type="checkbox"/> | | | |
| • Fixed side shelf, 400x800mm | PNC 912585 | <input type="checkbox"/> | | | |
| • Stainless steel front kicking strip, 400mm width | PNC 912630 | <input type="checkbox"/> | | | |
| • Stainless steel side kicking strip left and right, against the wall, 800mm width | PNC 912658 | <input type="checkbox"/> | | | |
| • Stainless steel side kicking strip left and right, back-to-back, 1610mm width | PNC 912661 | <input type="checkbox"/> | | | |
| • Stainless steel plinth, against wall, 400mm width | PNC 912840 | <input type="checkbox"/> | | | |
| • Connecting rail kit for appliances with backsplash: modular 80 (on the left), ProThermetic tilting (on the right), ProThermetic stationary (on the left) to ProThermetic tilting (on the right) | PNC 912977 | <input type="checkbox"/> | | | |
| • Connecting rail kit for appliances with backsplash: modular 80 (on the right), ProThermetic tilting (on the left), ProThermetic stationary (on the right) to ProThermetic tilting (on the left) | PNC 912978 | <input type="checkbox"/> | | | |
| • Back panel, 400x700mm, for units with backsplash | PNC 913009 | <input type="checkbox"/> | | | |
| • Stainless steel panel, 800x700mm, against wall, left side | PNC 913093 | <input type="checkbox"/> | | | |
| • Stainless steel panel, 800x700mm, against the wall, right side | PNC 913097 | <input type="checkbox"/> | | | |
| • Endrail kit, flush-fitting, with backsplash, left | PNC 913113 | <input type="checkbox"/> | | | |
| • Endrail kit, flush-fitting, with backsplash, right | PNC 913114 | <input type="checkbox"/> | | | |
| • Endrail kit (12.5mm) for thermaline 80 units with backsplash, left | PNC 913204 | <input type="checkbox"/> | | | |
| • Endrail kit (12.5mm) for thermaline 80 units with backsplash, right | PNC 913205 | <input type="checkbox"/> | | | |
| • U-clamping rail for back-to-back installations with backsplash (to be ordered as S-code) | PNC 913226 | <input type="checkbox"/> | | | |
| • Insert profile D=800mm | PNC 913230 | <input type="checkbox"/> | | | |
| • Energy optimizer kit 14A - factory fitted | PNC 913244 | <input type="checkbox"/> | | | |
| • Side reinforced panel only in combination with side shelf, for against the wall installations, left | PNC 913263 | <input type="checkbox"/> | | | |
| • Side reinforced panel only in combination with side shelf, for against the wall installations, right | PNC 913265 | <input type="checkbox"/> | | | |



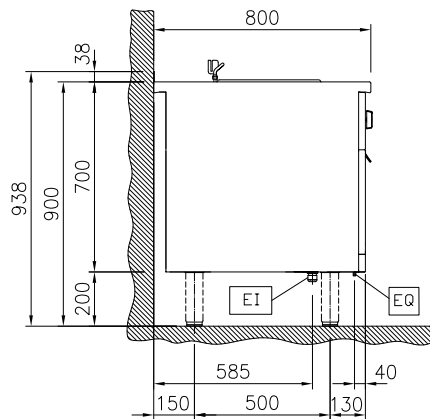
Electrolux
PROFESSIONAL

Modular Cooking Range Line
thermaline 80 - 7 lt Well Freestanding Electric
Deep Fat Fryer, 1 Side, Backsplash, H=700

Front

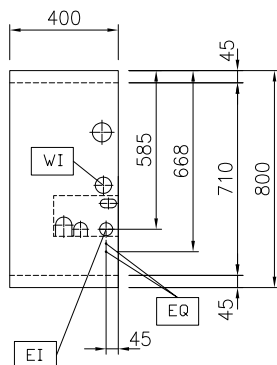


Side



EI = Electrical inlet (power)
EQ = Equipotential screw

Top



Electric

Supply voltage: 400 V/3N ph/50/60 Hz
Total Watts: 5.4 kW

Key Information:

Number of wells: 1
Usable well dimensions (width): 240 mm
Usable well dimensions (height): 135 mm
Usable well dimensions (depth): 380 mm
Well capacity: 6 lt MIN; 7 lt MAX
Thermostat Range: 100 °C MIN; 180 °C MAX
External dimensions, Width: 400 mm
External dimensions, Depth: 800 mm
External dimensions, Height: 700 mm
Net weight: 70 kg
Configuration: On Base; One-Side Operated

Sustainability

Current consumption: 7.8 Amps



Modular Cooking Range Line
thermaline 80 - 7 lt Well Freestanding Electric Deep Fat Fryer, 1 Side,
Backsplash, H=700
The company reserves the right to make modifications to the products
without prior notice. All information correct at time of printing.

2026.01.07

Included Accessories

- 1 of Filter for 2x5 and 7lt deep fat fryer oil collection basin PNC 913154

Optional Accessories

- Connecting rail kit for appliances with backsplash, 800mm PNC 912497 ☐
- Portioning shelf, 400mm width PNC 912522 ☐
- Portioning shelf, 400mm width PNC 912552 ☐
- Folding shelf, 300x800mm PNC 912577 ☐
- Folding shelf, 400x800mm PNC 912578 ☐
- Fixed side shelf, 200x800mm PNC 912583 ☐
- Fixed side shelf, 300x800mm PNC 912584 ☐
- Fixed side shelf, 400x800mm PNC 912585 ☐
- Stainless steel front kicking strip, 400mm width PNC 912630 ☐
- Stainless steel side kicking strip left and right, against the wall, 800mm width PNC 912658 ☐
- Stainless steel side kicking strip left and right, back-to-back, 1610mm width PNC 912661 ☐
- Stainless steel plinth, against wall, 400mm width PNC 912840 ☐
- Connecting rail kit for appliances with backsplash: modular 80 (on the left), ProThermatic tilting (on the right), ProThermatic stationary (on the left) to ProThermatic tilting (on the right) PNC 912977 ☐
- Connecting rail kit for appliances with backsplash: modular 80 (on the right), ProThermatic tilting (on the left), ProThermatic stationary (on the right) to ProThermatic tilting (on the left) PNC 912978 ☐
- Back panel, 400x700mm, for units with backsplash PNC 913009 ☐
- Stainless steel panel, 800x700mm, against wall, left side PNC 913093 ☐
- Stainless steel panel, 800x700mm, against the wall, right side PNC 913097 ☐
- Endrail kit, flush-fitting, with backsplash, left PNC 913113 ☐
- Endrail kit, flush-fitting, with backsplash, right PNC 913114 ☐
- Endrail kit (12.5mm) for thermaline 80 units with backsplash, left PNC 913204 ☐
- Endrail kit (12.5mm) for thermaline 80 units with backsplash, right PNC 913205 ☐
- U-clamping rail for back-to-back installations with backsplash (to be ordered as S-code) PNC 913226 ☐
- Insert profile D=800mm PNC 913230 ☐
- Energy optimizer kit 14A - factory fitted PNC 913244 ☐

- Side reinforced panel only in combination with side shelf, for against the wall installations, left PNC 913263 ☐
- Side reinforced panel only in combination with side shelf, for against the wall installations, right PNC 913265 ☐
- Filter W=400mm PNC 913663 ☐
- Stainless steel dividing panel, 800x700mm, (it should only be used between Electrolux Professional thermaline Modular 80 and thermaline C80) PNC 913668 ☐
- Stainless steel side panel, 800x700mm, flush-fitting (it should only be used against the wall, against a niche and in between Electrolux Professional thermaline and ProThermatic appliances and external appliances - provided that these have at least the same dimensions) PNC 913684 ☐